


PORTLAND PUBLIC SCHOOLS – FACILITY ADA ASSESSMENT

Benson High School
August 31, 2009


Site Accessibility

| | | |
|---|---|---|
| Parking, South Courtyard off Glisan | Two ADA spaces with signage leading to gym and south wing. A 7% ramp exists between the spaces that leads to door of south wing. Ramp has no landing at top, is not accessible. Provide 75' of pavement striping detectable warning at vehicle crossing to connect access aisle to door at west of courtyard and new gym entrance. | |
| Parking, Central Courtyard | Two ADA spaces central courtyard. Both lead to separate accessible doors, though west door is not signed. Add sign to west door. | |
| Parking, adjacent lot at Glisan and NE 15 th Ave | 3 ADA spaces – access aisles need to connect directly to sidewalk. Provide approx. 24SF of sidewalk to connect through planting strips. | |
| Parking on Glisan (dedication) | 1 ADA space. Would require approx 300' of striping to connect to courtyard off Glisan entrance. Only 7 ADA spaces are required. This striping is not necessary. | |
| Entry Accessible Path | From central court parking lot at grade with signage (2 4'-0" doors). From south court parking lot at grade to e-w corridor with signage (3'-0" door with lever handle) – to gym at grade with signage (3'-0" door with pull handle) and to south shops wing slight ramp up (2x3'-0" doors with pull handles) with signage. Add 350' of striping to connect east sidewalk to entrance at center courtyard. | |
| Entry, Main Front | None – (main west entry with steps not accessible) |  |

Accessible Route & Features

| | | |
|---------------|---|--|
| Interior Ramp | 2% slope ramp at north end of second floor n-s corridor | |
| Interior Ramp | 4% Ramp to stage | |



| | | |
|-----------------|---|---|
| Elevator | <p>One on e-w corridor near Career Center serving all three floors One at east end of north shop wing serving first and second floors.</p> |  |
| Elevator | <p>No Elevator access to upper classrooms in central shop building.</p> | |
| Elevator | <p>No accessible route to locker rooms. Accessible route may be provided by:</p> <ol style="list-style-type: none"> 1. Exiting through Glisan courtyard, traveling approx. 400', adding 2 sets of detectible warnings and 130' of striping, reconfiguring exterior ramp to include landing at every 30" of grade change and adding accessible threshold to exterior door at tunnel. Girl's locker room would require further modification of basement area including removing 1 team room and adding approx. 100' of corridor. 2. Adding 1 elevator in room G107 to connect to connect to corridor below though storage room. Girl's locker room would require further modification of basement area including removing 1 team room and adding approx. 100' of corridor. 3. Adding 2 elevators: 1 elevator in room G107 to connect to connect to corridor below though storage room. 1 elevator in room "A" south of old gym connecting down to girls locker. | |
| HC Lift | <p>At north end of main n-s corridor to access auditorium.</p> | |
| HC Lift | <p>Provide lift from locker room corridor to wrestling room, or relocate room function to accessible portion of building.</p> | |
| HC Lift | <p>Provide lift from wrestling room to weight room, or relocate room function to accessible portion of building.</p> | |
| Classroom doors | <p>Provide lever hardware on doors, prioritized</p> | |




| | | |
|---------------------------|---|--|
| | as requested by students and staff, especially in specialized industrial arts classroom where class function is difficult to relocate. Lower pencil sharpeners to 48" high. Provide extension pulls for overhead projector screens to 48" high as requested by staff. | |
| Stair Handrails, | Stair adjacent to elevator has accessible railings. | |
| Stair Handrails, Exterior | Main entrance requires 12" extension at rail closest to street. Auditorium has accessible rails. | |
| Stair Handrails | Add handrails to access mat and weight rooms. | |
| Old Gym (south) | Replace 1 pair of 2x2'-6" doors with new 3'-0" door with fixed 2'-0" leaf. Provide lever handle hardware at the door. | |
| Vice Principal | Add lever handle. | |

Plumbing Elements

| | | |
|---------------------------------|---|--|
| Restrooms, Basement (cafeteria) | Add unisex bathroom for cafeteria to be used by students. Possibly locate bathroom at NE corner of faculty dining with door off corridor or in storage rooms off of elevator lobby. | |
| Restrooms 1 st level | Girls and boys on north e-w corridor near library and girls and boys on west n-s corridor near gymnasium. | |
| Restrooms 2 nd level | Girls at north end and boys at south end of main n-s corridor. | |
| Staff Restrooms, Basement | Add unisex bathroom for cafeteria to be used by staff in location not selected above for use by students. | |
| Staff Restrooms – 1st level | Men's on north e-w corridor near library and women's at south end of main n-s corridor. | |
| Staff Restrooms – 2nd level | Bathroom labeled as Men's staff ADA. Bathroom is not ADA compliant, and is located too remote from main building second floor to be useful as accessible staff bathroom. Remove ADA signage. Add 2 nd floor unisex staff toilet – possibly in storage room south of CLR 228. | |
| Cafeteria | Add ADA drinking fountain. | |
| Wrestling Room | Add ADA drinking fountain. | |
| Weight Room | Add ADA drinking fountain. | |
| Auto shop | Add ADA drinking fountain. | |
| Auto shop | Add unisex bathroom for to be used by | |



| | | |
|----------------|---|---|
| | students. Provide occupancy indicator lever hardware. | |
| Locker Rooms | Provide at least one accessible toilet stall, sink, mirror, shower and drinking fountain for gym boys and girls locker rooms. | |
| Sinks | 2 science classrooms observed with lowered lab counters and sinks. Continue to lower sinks in adjacent classrooms as demand requires. (approx 9 classrooms) |  |
| Sinks | No industrial arts or art classrooms observed with lowered lab counters and sinks. Continue to lower sinks in adjacent classrooms as demand requires. (approx 16 classrooms) Provide at least one accessible sink in each specialized classroom type. | |
| Office/Faculty | Provide an accessible sink. | |


Communication Elements

| | | |
|-----------------------------|---|--|
| Auditorium 100, and Balcony | Provide assisted listening devices. | |
| Cafeteria | Provide assisted listening devices. | |
| Gym | Provide assisted listening devices. | |
| Band Room | Provide assisted listening devices. | |
| Signage | Provide accessible signage at new accessible restrooms and common spaces. If signage is provided at classrooms, provide accessible signage. | |

Special Spaces, Built-in Elements & Recreational Facilities

| | | |
|----------------------------|---|--|
| Auditorium | 12 chairs removed at front of auditorium for ADA seating for 6 spaces. Remove existing fixed seating near stage to provide 11 total wheelchair spaces clear of the aisles, and with adjacent companion spaces (existing fixed seating.) Provide lever or pull hardware from the exterior side of the north double exit doors nearest the stage, leading most directly to the accessible parking nearby. | |
| Auditorium tickets | Lower ticket counter. | |
| Concession counter by gyms | Lower counter. | |



| | | |
|-------------------------------|---|---|
| Old Gym New Gym | Provide an accessible bench with back support at boys and girls locker rooms. | |
| Weight Room | Move equipment to provide an accessible route to serve all differentiated equipment, and overlapping accessible space to use each piece of equipment. | |
| Industrial Arts Classrooms | Move equipment to provide an accessible route to serve all differentiated equipment, and overlapping accessible space to use each piece of equipment. | |
| Student Services | Lower (2) 3' sections of counter. |  |
| Vice Principal | Lower (1) 3' section of counter. | |
| Cafeteria | Provide tray rests at glass openings or service line – 3 sections of approx 6' each. | |

Field Notes:

